



# MARMORINO

DUEMILA·VENTI



Work No. 88 (1971)

A sheet of A4 paper crumpled into a ball.

Milano, 1971

GIORGIO GRAESAN  
and Friends

# CALCE E PIETRA...

## SOLO NATURA

The use of the Marmorino technique was already known in Roman times and it was renewed during the Renaissance. This is our version, updated to 2020. Composed of Lime, Marble powders and Artisanal manual dexterity.


L'utilisation de la technique du Marmorino était déjà connue du temps des Romains et a été renouvelée à la Renaissance. Voici notre version actualisée à 2020. Composé de Chaux, de poudres de Marbre et de Manualité Artisanale.

Die Verwendung der Marmorino-Technik war bereits in der Römerzeit bekannt und wurde in der Renaissance erneuert. Dies ist unsere aktualisierte Version von 2020. Bestehend aus Kalk, Marmorpulver und Handwerkskunst.

El uso de la técnica del marmorino ya era conocido en época romana y se renovó en el Renacimiento. Esta es nuestra versión actualizada desde el 2020. Compuesto de cal, polvos de mármol y artesanía.

Utilizarea tehnicii Marmorino era deja cunoscută în epoca romană și a fost reînnoită în timpul Renașterii. Aceasta este versiunea noastră actualizată pentru 2020. Compusă din calciu, pulberi de marmură și artizanat manual.

Η χρήση της τεχνικής Marmorino ήταν ήδη γνωστή στους ρωμαϊκούς χρόνους και ανανεώθηκε κατά την Αναγέννηση. Αυτή είναι η έκδοσή μας, επικαιροποιημένη για το 2020. Αποτελείται από Ασβέστη, λεπτόκοκκη σκόνη μαρμάρου και χειροτεχνική δεξιότητα.




# MARMORINO

DUEMILA·VENTI

L'uso della tecnica del Marmorino era già conosciuta ai tempi dei Romani ed è stata rinnovata nel Rinascimento.

Questa è la nostra versione aggiornata al 2020.

Composto di Calce, polveri di Marmo e Manualità Artigiana.



Un Muro uniforme, totalmente liscio e piacevole al tatto. Leggermente satinato rende le pareti di casa accoglienti ed emozionanti senza essere invasive. Ideale per ampie superfici anche per la sua rapidità di posa. Presentato in questo catalogo in 36 raffinate varianti non ha limite nella colorazione.

A uniform Wall, totally smooth and pleasant to the touch. The somewhat satiny surface makes the walls of the home welcoming and exciting, without being invasive. Ideal for large surfaces also thanks to the speed with which it is laid. Presented in this catalogue in 36 refined variants, there is no limit to the colouring.

Un Mur uniforme, totalement lisse et agréable au toucher. Légèrement satiné, il rend les murs de la maison accueillants et captivants sans être envahissants. Idéal pour les grandes surfaces, aussi pour sa rapidité de pose. Présenté dans ce catalogue en 36 variantes raffinées, il n'a aucune limite de couleur.

Eine gleichmäßige, völlig glatte Wand, die sich angenehm anfühlt. Mit einer leicht satinierten Oberfläche wirken die Wände des Hauses einladend und aufregend, ohne aufdringlich zu sein. Dank seiner schnellen Aufbringung, auch für große Flächen bestens geeignet. Dieses Produkt wird in diesem Katalog in 36 raffinierten Varianten präsentiert und kennt keine Grenzen bei der Farbgebung.

Una pared uniforme, totalmente lisa y agradable al tacto. Ligeramente mate hace que las paredes de la casa sean acogedoras y emocionantes sin ser invasivas. Ideal para grandes superficies también por su rapidez de instalación. Presentado en este catálogo en 36 refinadas variantes, no tiene límite de coloración.

Un perete uniform, complet neted și plăcut la atingere. Ușor satinat, lasă pereții casei primitivi și fini, fără efect de invadare. Ideal pentru suprafețe mari, de asemenea, pentru rapiditatea la montare. Prezentat în acest catalog în 36 de variante rafinate, fără limită la colorare.

Ένας ομοίομορφος τοίχος, εντελώς λείος και ευχάριστος στην αφή. Το ελαφρώς σατινέ φινίρισμα, κάνει τους τοίχους του σπιτιού φιλόξετους και συναρπαστικούς χωρίς να είναι ενοχλητικοί.

Ιδανικό για μεγάλες επιφάνειες, επίσης χάρη στην ταχύτητα με την οποία τοποθετείται. Παρουσιάζεται σε αυτόν τον κατάλογο σε 36 εκλεπτυσμένες παραλλαγές, χωρίς περιορισμούς στις αποχρώσεις.

# MARMORINO

DUEMILA·VENTI











# MARMORINO

DUEMILA·VENTI

MA4 GB



MA2 GB



# MARMORINO

DUEMILA·VENTI

MA3 GF



MA5 GF







# MARMORINO

DUEMILA·VENTI

MA4 GG



MA2 GG

Colori fotografici ed indicativi - Photographische und hinweisende Farben - Colores fotográficos y sugerencias - Colori fotografici și sugerate - Фотографичка иа ипореи.војева.хр.гојара.а.





# MARMORINO

DUEMILA·VENTI

MA5 GE

Colori fotografici ed indicativi - Photographic and suggested colours - Couleurs photographiques et indicatives - Fotografische und hinweisende Farben - Colores fotográficos y sugerencias - Colori fotografici e suggerate - Фотографические и предлагаемые цвета.



MA3 GE



# MARMORINO

DUEMILA·VENTI

MA5 GD



MA2 GD



# MARMORINO

DUEMILA·VENTI

MA5 NB

Colori fotografici ed indicativi - Photographische und hinweisende Farben - Colores fotográficos y sugerencias - Culoari fotografice și sugerate - Фотографичка иа ипоисвојува ипојјата.

MA3 NB





# MARMORINO

DUEMILA·VENTI

MA3 NA

Colori fotografici ed indicativi - Photographie and suggested colours - Couleurs photographiques et indicatives - Fotografische und hinweisende Farben - Colores fotográficos y sugerencias - Colori fotografici e suggerate - Фотографичка иа ипоис.во.ле.ва.х.по.ја.р.а.

MA4 NA






MA 2




MA 3

MA 4





MA 5






GG





GF



GE



GD



GC



# MARMORINO


DUEMILA·VENTI

MA 2




MA 3

MA 4



MA 5




GB



GA



NA



NB

Colori fotografici ed indicativi - Photographie and suggested colours - Couleurs photographiques et indicatives - Fotografische und hinweisende Farben - Colores fotograficos y sugerencias - Colori fotografici e suggerate - Фотографичка иа ипоисителна ипојарта.

I colori riportati nelle precedenti pagine si ottengono miscelando i nostri Additivi seguendo questa tabella.

The colours shown on the previous pages are obtained by mixing our additives according to this table.


Les couleurs figurant dans les pages précédentes s'obtiennent en mélangeant nos Additifs en suivant ce tableau.


Die auf den vorherigen Seiten gezeigten Farben erhalten Sie durch Mischen unserer Additive nach dieser Tabelle.


Los colores indicados en las páginas anteriores se obtienen mezclando nuestros aditivos siguiendo esta tabla.

Nuanțele din paginile precedente se obțin amestecând Aditivii noștri, urmând acest tabel.

Τα χρώματα που αναφέρονται στις προηγούμενες σελίδες επιτυγχάνονται αναμειγνύοντας τα Πρόσθετά μας με βάση αυτόν τον πίνακα.



Applicazione - Application - Application - Anwendung - Aplicacion - Cerere - <b>Εφαρμογή</b>		
		
MA2: 1090/24 + 0,750 Colore	MA3: 1090/8 + 0,062 Colore	
MA4: 1090/24 + 0.062 Colore	MA5: 1090/24 + 0.021 Colore	
Consumi - Coverage - Consommation - Ergiebigkeit - Consumos - Consumul - <b>Απόδοση</b>		
Primus Sabbia 6/7 mq/l	Marmorino 2020 da 1,2 a 1,4 kg/mq	Cera d'Api 20/30 gr/mq
Confezioni da: 8 e 24 Kg		Contenuto VOC: max 0 g/l





GIORGIO GRAESAN  
and Friends

